

COST OF CULTIVATION SCHEME

(Ministry of Agri. & Farmers Welfare, GOI)

COMPUTER DATA ENTRY PROGRAM

FARMAP 2.0

Window Base Online / Offline

ABOUT NEW RECORD TYPES (RTs)

	Agriculture year	State	Zone	District	Tehsil	Village	Size group	Farmer
Name								
Code	yyyy	ss	zz	dd	tt	vv	sg	ff

UID No. <optional>
ID No.

Household member		Member Status Head 1 Member 2	Marital status	Age in completed years	Gender Male - 1 Female - 2 Other - 3	Education	Dependent Status	Occupation		Type of Change	Month of change
Serial number	Name							Major	Minor		
1	2	3	4	5	6	7	8	9	10	11	12
1											
2											
3											
4											
5											
6											
7											
8											
9											
10											

Marital status

- 1 Married
- 2 Unmarried
- 3 Widowed
- 4 Separated/divorced

Education

- 1 Illiterate
- 2 Upto Class V
- 3 Upto Class X
- 4 Class XI & XII
- 5 Graduate
- 6 Post Graduate & above

Dependent status

- 1 Earner
- 2 Fully Dependent
- 3 Earning Dependent
- 4 Underage
- 5 Pursuing Studies
- 6 Domestic Work
- 7 Invalid
- 8 Other

Occupation

- 1 Crop Production
- 2 Animal husbandry/
fisheries/Sericultur
- 3 Farm labourer
- 4 Others

Type of change

- 1 Born
- 2 Arrived
- 3 Died
- 4 Left

RECORD TYPE 12

ATTACHED FARM SERVANTS(Yearly) & CHANGES (Monthly)

RT 12

Identification Code (ID No)

Servant		Reside with Cultivator Yes - 1 No - 0	Age in completed years	Gender Male - 1 Female - 2 Other - 3	Date of engagement			Type of main work	Contract period in months	Remuneration for the Contract Period		Payment Frequency	Number of holidays in a year	Type of Change	Month of change
Serial number	Name				Date	Month	Year			Cash Rs.	Value in Kind Rs.				
1	2	3	4	5	6	7	8	9	10	11	12	13	14	15	16
1															
2															
3															
4															
5															
6															
7															
8															
9															
10															

Type of main work

- 1 Crop production
- 2 Cattle tending
- 3 Tractor/motor vehicle driving
- 4 Multipurpose
- 5 Others

Payment Frequency

- 1 Weekly
- 2 Monthly
- 3 Annual
- 4 Others

Type of Change

- 2 Arrived
- 3 Died
- 4 Left
- 14 Original

Identification Code (ID No)

Survey number	Parcel number	Tenure	Land Use	Total Area (in ha)	Area under border & path (in ha)	Value (Prevailing Mkt. Rate) (Rs.)	Major source of irrigation facility	Method of irrigation	Topography	Soil				Government Charges		Rental value for owned and managed land	Type of change	Month of Change
										Texture	Colour	Drainage	Erosion	Land revenue Rs.	Cess & other taxes Rs.			
1	2	3	4	5	6	7	8	9	10	11	12	13	14	15	16	17	18	19

Tenure	Method of irrigation	Major source of Irrigation facility	Soil Texture	Soil Drainage	Type of change
1 Owned & managed	1 Sprinkler	1 None	1 Clay	1 Very poor	5 Purchased
2 Leased in/ authorised occupation	2 Drip irrigation	2 Well	2 Sandy clay	2 Poor	6 Unauthorised occupation by self
4 Leased out/authorised occupation by others	3 Open water channel	3 Tube well/borewell	3 Clay loam	3 Middling	7 Leased in
5 Unauthorised occupation by others	4 Under ground channel	4 Tank/pond	4 Loam	4 Good	8 Mortgaged/gifted in
6 Unauthorised occupation by self	5 Others	5 Canal	5 Sandy loam	5 Excellent	9 Unauthorised occupation by others
		6 Canal and Tubewell/borewell	6 Fine sand		10 Stop leasing in
		8	7 Coarse sand		11 Mortgaged/gifted out
		7 Others	8 Gravel, stones		12 Sold/Acquisition by Govt.
Land Use	Topography	Soil Colour	Soil Erosion		13 Leased out
1 Seasonal/annual crops	1 Level, low lying	1 Yellow	1 None		14 Original
2 Perennial crops	2 Level mid-lying	2 Red	2 Sheet erosion		
3 Current fallows	3 Level, high ground	3 Brown	3 Small gullies		
4 Fallow land other than current fallows	4 Rolling	4 Grey	4 Large gullies		
5 Land under miscellaneous tree crops	5 Hilly	5 Black			
6 Permanent Pasture & other grazing land	6 Steep mountain	6 Mottled			
7 Area under non-agricultural uses					
8 Culturable waste land					
9 Forest area					
10 Barren & un-culturable land					

RECORD TYPE 14

ANNUAL CROPS RECORD (Beginning and end of Season)

RT 14

Identification Code (ID No)

Parcel	Plot	Season	Tenure	Crop Sowing Category	Total Area in ha	Crop Group	Crop								Rent paid (value)	
							Name	Area in hec	Variety	Harvested %	Problem	Planted		Harvested		
												Month	Year	Month		Year
1	2	3	4	5	6	7	8	9	10	11	12	13	14	15	16	17

Tenure	Crop	Crop Sowing Category	Season
1 - Owned & managed	Alfalfa	Groundnut	1 Kharif
2 - Leased in/ authorised occupation	Bajra	Isabgol	2 Rabi
6 - Unauthorised occupation by self	Barley	Jowar	3 Summer
	Barseem - fodder	Jute	4 Pre kharif
	Barseem - grain	Kenaf	5 Pre Rabi
Problem	Basmati paddy	Khesari	6 Pre Summer
1 - Drought	Castorseed	Kodo Kutki	Crop group
2 - Flood/Excess rain	Chillies	Kulthi (Horse Gram)	Cereals
3 - Irrigation seepage	Coriander	Lahi	Fiber Crops
4 - Human damage	Cotton - BT	Linseed	Flower Crops
5 - Animal/Bird/Rat damage	Cotton - Desi/short staple	Maize	Forage Crops
6 - Insect damage	Cotton - Long Staple	Masur (Lentil)	Fruit Crops
7 - Disease	Cotton - midium Staple	Mesta	Medicinal & aromatic Plant
8 - Wind/Cyclone/Storm/Frost	Cowpea	Moong(Green Gram)	Millets
9 - Poor germination	Cumin seed	Moth	Narcotics
10 - Untimely rain	Dhencha - grain	Nigerseed	Oilseeds
11 - Immature tree	Dhencha(manure) - green	Oat	Perennial Crops
12 - Long dry spell	Garlic	Onion	Pulses
13 - Shortage of irrigation	Ginger	Opium	Spices & Condiments
14 - High temperature	Gram(Bengal Gram)	Other Fiber Crops(specify) Saunf	Starch Crops
15 - Others (specify)			Sugar Crops
			Purpose
			1 Insurance
			2 Food
			3 Food & Cash
			4 Cash
			5 Animal feed
			6 Other Input
			7 Fuel
			8 Food & Feed
			9 Mixed

RECORD TYPE 15

PERENNIAL CROPS RECORD (Beginning and end of Season)

Identification Code (ID No)

Parcel	Plot	Plot Area	Tenure	Crop Sowing Category	Crop Group	Crop										Present value (in `)	Salvage value (in `)
						Name	Area in ha	No. of trees	Variety	Plant type	Age	Age group code	Remaining expected life(years)	Harvested %	Problem		
1	2	3	4	5		6	7	8	9	10	11	12	13	14	15	16	17

Tenure

- 1 - Owned & managed
- 2 - Leased in/ authorised occupation
- 3 - Unauthorised occupation

Variety

- 1 - Local
- 2 - Improved
- 3 - Hybrid

Purpose

- 1 Insurance
- 2 Food
- 3 Food & Cash
- 4 Cash
- 5 Animal feed
- 6 Other Input
- 7 Fuel
- 8 Food & Feed
- 9 Mixed

Problem

- 1 - Drought
- 2 - Flood/Excess rain
- 3 - Irrigation seepage
- 4 - Human damage
- 5 - Animal/Bird/Rat damage
- 6 - Insect damage
- 7 - Disease
- 8 - Wind/Cyclone/Storm/frost
- 11- Immature tree
- 15 - Others

Plant type

- 1 - Tall
- 2 - Dwarf

Crop

- Aloe vera
- Amla
- Apple
- Apricot
- Arecanut
- Banana
- Ber
- Black Pepper
- Cashewnut
- Citrus
- Cocoa
- Coconut - hybrid
- Coconut - dwarf
- Coconut - tall
- Custard apple
- Fig
- Grapes
- Guava
- Hina (mehendi)
- Jackfruit
- Jamun
- Jasmine
- Jatropha
- litchi
- Mango
- Orange
- Other
- Other dryfruits
- Papaya
- Peach
- Pear
- Pineapple
- Plum
- Pomegranate
- Rose
- Sapota
- Strawberry
- Tamarind

Crop sowing Category

- 1 Mixture crops
- 2 Inter crops
- 3 Sole Crop

Age group code (For Coconut)

- 1 - Upto 4 Years for dwarf variety
- 2 - Upto 7 years for tall variety
- 3 - age 4 years or more for dwarf variety
- 4 - age 7years or more for tall variety
- 5 - Old-Having completed their productive life

ANIMAL INVENTORY(yearly) & CHANGES (Monthly)

Identification Code (ID No)

Animal				Age			Remaining Life (in Years)	Number of animals	Purpose for keeping	Owner ship	Value (in Rs.)		Type of change	Month of change
Name	Category	Gender	Breed	Age Group	Years	Months					Present	Cull		
1	2	3	4	5	6	7	8	9	10	11	12	13	14	15

- | | | | | |
|---------------|-------------------------------|-------------------|----------------------------|-----------------------|
| Animal | Category | Breed | Age Group | Type of change |
| 1 Yaks | 1 Draught | 1 Local | 1 Very Young | 1 Born |
| 2 Cattle | 2 Breeding | 2 Crossbred local | 2 young | 12 Sold |
| 3 Buffalo | 3 Milch | 3 Exotic x local | 3 Mature | 13 Leased out |
| 4 Sheep | 4 Undetermined | 4 Pure exotic | 4 Old | 14 Original |
| 5 Goat | 5 Multipurpose | | | 15 Bought |
| 6 Pigs | 6 All Other animals / poultry | Ownership | Purpose for keeping | 16 Received free |
| 7 Donkeys | | 1 Owned | 1 Breeding | 17 Died/Slaughtered |
| 8 Asses | Gender | 2 Taken in (Gift) | 2 Eating | 18 Stolen |
| 9 Horses | 1 Male | 3 Given out | 3 Selling | 19 Given out free |
| 10 Mules | 2 Female | | 4 Power | 24 Leased in |
| 11 Camels | 3 Neuter | | 5 Milk | |
| 12 Chickens | 4 Unknown | | 6 Others | |
| 13 Duck | | | | |
| 17 Others | | | | |

BUILDING INVENTORY (Yearly)& CHANGES (Monthly)

Identification Code (ID No.)

Item name	Whether part of Dwelling house (Yes/No)	Area (in m ²)	Building type	Construction/ Purchase year	Age (in Years)	Expected Remaining life (in Year)	Ownership %	Value of Structure excluding Land (in `)			Type of change	Month of change
								Original	Present	Salvage		
<i>1</i>	<i>2</i>	<i>3</i>	<i>4</i>	<i>5</i>	<i>6</i>	<i>7</i>	<i>8</i>	<i>9</i>	<i>10</i>	<i>11</i>	<i>12</i>	<i>13</i>

- | | | | |
|-----------------------|----------------------|-----------------------|--------------------------------------|
| Item name | Building type | Type of change | |
| 1 Cattle shed | 1 - Kutcha | 12 Sold | 20 New construction |
| 2 Storage shed | 2 - Pucca | 14 Original | 21 Unauthorised possession by self |
| 3 Pump house | 3 - Mixed | 15 Bought | 22 Destroyed |
| 4 Tractor shed | | 16 Received free | 23 Unauthorized Possession by others |
| 5 Other farm building | | 19 Given out free | |

IRRIGATION INVENTORY (Yearly) & CHANGES (Monthly)

Identification Code (ID)

Item Category	Item name	Number of Irrigation Unit	Capacity (in HP)	Area commanded (in ha)	Construction / Purchase year	Age (in Years)	Remaining life (in Year)	Ownership %	Value (Rs.)			Type of change	Month of change
									Original	Present	Salvage		
<i>1</i>	<i>2</i>	<i>3</i>	<i>4</i>	<i>5</i>	<i>6</i>	<i>7</i>	<i>8</i>	<i>9</i>	<i>10</i>	<i>11</i>	<i>12</i>	<i>13</i>	<i>14</i>

Item Category	Item name			Type of change
40 Machinery	Well	Charas	Tubewell	12 Sold
42 Implements	Tanks/ponds	Pikota	Pumping sets	14 Original
43 Tools	Water channel	Mhot	Generator for electricity	15 Bought/U
44 Durable container	Lift irrigation system	Swing baskets	Oil engines	16 Received free
	Chains	Sprinkler/Trickle systme	Electric motors	19 Given out free
	Pipes	Drip irrigation	Boring	20 New construction
	Persian wheel	Other items/systems	Compressor	21 Unauthorized Possession by self
			Submersible pump	22 Destroyed
		Other Irrigation machines		23 Unauthorized Possession by others

MACHINERY AND IMPLEMENT INVENTORY (Yearly) & CHANGES (Monthly)

Identification Code (ID No.)

Item Category	Item name	Number	Area commanded (in ha.)	Purchase year	Age (in Years)	Remaining life (in year)	Ownership %	Value (Rs.)			Type of change	Month of change
								Original	Present	Salvage		
1	2	3	4	5	6	7	8	9	10	11	12	13

Item Category	Machinery	Implements	Puddler	Tools	Durable Containers
40 Machinery	Harvester combine	Animal cart	Ridger	Hoe	Bags
42 Implements	Jeep	Animal drawn plough	Rotavator	Rake	Basket
43 Tools	Motor cycle, scooter	Bed planter	Seeder	Hand cart	Bin/Drum
44 Durable container	Other machines	Bicycle	Sheller	Scythe	Other containers
	Paddy transplanter	Cane Crusher	Shrub master	Shovel/spade	
	Power cane crusher	Cultivator	Spinning wheel/cage wheel	Sickle	Type of change
	Power chaff cutter	Disc plough	Sprayer	Winnowing fork	12 Sold
	Power sprayer	Duster	Thresher	Watering can	14 Original
	power thresher	Fishing nets	Tiller	Axe	15 Bought
	Power tiller	Harrow	Trolley/wagon	Chaff cutter	16 Received free
	Powered cart/ Tempo	Harvester/Reeper	Weaving loom	Crowbar	18 Stolen
	sugarcane harvester	Leveler/planer	Wheel run Chaff Cutter	other toools	19 Given out free
	Tractor	Mouldboard plough	Winnower		22 Destroyed
	Truck	Other implemetns	Zero tillage machine		

CROP OPERATION HOURS AND PAYMENTS (Collect Daily, record monthly)

Identification Code (ID No.)

Date (dd)	Week No. (w)	Month (mm)	Year (yyyy)	PPS / PPA	Crop sowing Category	Crop name	Area	Operation name	Mode of Operation (Contract or non contract)	Payment to Contractor	Work hours						Casual (Daily Worker)						Power				
											Family			Servant			Men		Women		Child		Category (Animal)	Name (animal/machine)	Own hours	Hired	
											Men	Women	Child	Men	Women	Child	Work hours	Payment (Rs)	Work hours	Payment (Rs)	Work hours	Payment (Rs)				Hours	Payment (Rs)
1	2	3	4	5	6	7	8	9	10	11	12	13	14	15	16	17	18	19	20	21	22	23	24	25	26	27	28

Operation	Crop sowing Category	Category (for Animal)	Machine power
Contractual farming	Other operations	1 Draught	Boring
Dryi	Plant protection	2 Breeding	Compressor
Extraction of fibre	Preparatory tillage	3 Milch	Electric motor
Fertigation	Resowing	4 Undetermined	Generator for electricity
Guarding / Supervision	Retting/dipping	5 Multipurpose	Harvestor combine
Harvesting/picking	Sowing/planting	6 All other animal/poultry	Jeep
Heep	Stripping		Motor cycle, scooter
Interculture	Threshing/winnowing		Oil engine
Irrigation	Transplanting		Other machines
Manuring	Transport on farm		Paddy transplanter
			Power sprayer
			power thresher
			Power tiller
			Powered cart/ Tempo
			Pumping set
			Submersion pump
			Sugarcane harvester
			Tractor
			Truck
			Tubewell

Identification Code (ID No.)

Day	Week	Month	Year	PPS/ PPA	Crop sowing category	Crop name	Crop Area	Inputs	Composition for fertilizer (in %)			Quantity (0.00)	Unit	Value of Items (Rs.)	Source or payee	Cost of procuring the inputs
								Name	N	P	K					
1	2	3	4	5	6	7	8	14	15	16	17	18	19	20	21	22

Inputs

Seed	Fertiliser
Seed	NPK fertilizer
Seedling	Other fertilizer
Cutting	Growth Regulator
Fingerlings	
	Insecticides
	Insecticide/pesticides/weedicide/fungicide/rodenticide
Manure	Organic Insecticide/pesticides/weedicide/fungicide/rodenticide
Farm yard manure	
Compost	
Vermi compost	
Bio fertiliser	
Other organic fertilizer	

Irrigation

Water purchased for irrigation
Irrigation fees/Canal charges
Crop Insurance premium
Electricity (not for machines)
Disposable
Hiring charges of implements
Others

Crop Sowing Category

1 Mixture crops
2 Inter crops
3 Sole Crop

Unit

2 Kilogram
3 Quintal
4 Grams
5 Litre
6 cc/ml.
7 Number
8 Hundred
9 Thousand
10 Electricity unit

Source or payee

1 Paid to Government
2 From another activity
3 From storage
4 Bought
5 Purchased From market
6 From Cooperative society
7 Free from Government
8 Others

CROP OUTPUTS (Collect daily, record monthly)

Identification Code (ID No.)

Date	Week	Month	Year	PPS / PPA	Crop sowing category	Crop name	Crop area	Outputs Name	Quantity	Unit	Value (Rs.)	Destination
(dd)	(w)	(mm)	(yyyy)									
<i>1</i>	<i>2</i>	<i>3</i>	<i>4</i>	<i>10</i>	<i>11</i>	<i>12</i>	<i>13</i>	<i>14</i>	<i>15</i>	<i>16</i>	<i>17</i>	<i>18</i>

Outputs	Unit	Destination	Crop Sowing Category
Main product - green	Kilogram	1 Paid to Government	5 Own consumption
Main product - dry	Quintal	2 To other	6 Sold at farm
Main product - fodder	Number	3 To other activity	7 Transported to market
By-product	Hundred	4 Storage	8 Others
Standing crop	Thousand		
Seedling			
			1 Mixture crops
			2 Inter crops
			3 Sole Crop

CROP TRANSPORT AND MARKETING OPERATION HOURS AND PAYMENTS (Collect Daily, record monthly)

Identification Code (ID No.)

Date (dd)	Week (w)	Month (mm)	Year (yyyy)	Crop Category	Crop name	Quantity transported	Unit	Distance transported(km)	Rate at which sold	Whether transported outside villages	Operation Name	Work hours						Casual						Power					
												Family			Servant			Men		Women		Child		Category (Animal)	Name (animal/machine)	Own hours	Hired		
												Men	Women	Child	Men	Women	Child	Work hours	Payment (Rs)	Work hours	Payment (Rs)	Work hours	Payment (Rs)				Hours	Payment (Rs)	
1	2	3	4	5	6	7	8	9	10	11	17	18	19	20	21	22	23	24	25	26	27	28	29	30	31	32	33	34	

Operation	Power used	Category (animal)	Crop Category	Unit
Grading	Animal cart	1 Draught	Cereals	2 Kilogram
Loading	Buffalo	2 Breeding	Fiber Crops	3 Quintal
Packing	Camels	3 Milch	Flower Crops	5 Litre
Selling	Cattle	4 Undetermined	Forage Crops	7 Number
Sorting	Donkeys/Asses	5 Multipurpose	Fruit Crops	8 Hundred
Storing	Horses/Mules	6 All Other animals / poultry	Medicinal & aromatic plants	9 Thousand
Transport to market	Jeep		Millets	
Unloading				

Please use codes from RT-19 if not available in this form

CROP MARKETING COSTS AND SALE PRICE (Collect daily, record monthly)

Identification Code (ID No.)

Date	Week	Month	Year	Crop name	Quantity transported	Unit	Item Name	Cost (Rs.)	Payee
(dd)	(w)	(mm)	(yyyy)						
<i>1</i>	<i>2</i>	<i>3</i>	<i>4</i>	<i>5</i>	<i>6</i>	<i>7</i>	<i>8</i>	<i>10</i>	<i>11</i>

Item	Payee	Unit
Weighing charges	1 Paid to Government	2 Kilogram
Agent commission	3 From storage	3 Quintal
Octoroi/Cess	5 Purchased from market	7 Number
Packing material	7 Free from Government	8 Hundred
Copra making	8 Others	9 Thousand
Storage charges at market place	9 Village market agents	
Others	10 Hired	

Identification Code (ID)

Date (dd)	Week (w)	Month (mm)	Year (yyyy)	Animal name	Animal Category	Operation Name	Work hours						Casual						Power				
							Family			Servant			Men		Women		Child		Category (Animal)	Name (animal/ machine)	Own hours	Hired	
							Men	Women	Child	Men	Women	Child	Work hours	Payment (Rs.)	Work hours	Payment (Rs.)	Work hours	Payment (Rs.)				Hours	Payment (Rs.)
3	4	5	6			12	13	14	15	16	17	18	19	20	21	22	23	24	25	26	27	28	29

ANIM	Donkeys	CATE	OPERATIONS	POWER USED
All Draught	Duck	All Other animals / poultry	Feeding	ANIMAL POWER
All Draught and Milch	Goat	Breeding	Handling	MACHINE POWER
All Milch	Horses	Draught	Health care	Boring
Asses	Mules	Milch	Herding	Compressor
Buffalo	Others	Multipurpose	Others	Electric motor
Camels	Pigs	Undetermined	Production	Generator for electricity
Cattle	Sheep		Site preparation	Harvester combine
Chickens	Vaks		Watering	Jeep
				Motor cycle, scooter
				Powered cart/ Tempo
				Oil engine
				Other machines
				Paddy transplanter
				Power sprayer
				power thresher
				Power tiller
				Pumping set
				Submersion pump
				Sugarcane harvester
				Tractor
				Truck
				Tubewell

MACHINE & IMPLEMENTS UPKEEP OPERATION HOURS AND PAYMENTS (Collect daily record monthly)

Identification Code (ID No.)

For each Season

Date (dd)	Week (w)	Month (mm)	Year (yyyy)	Item Category (Machine/ Implements/ Tools)	Item name	Work hours						Casual						Power					
						Family			Servant			Men		Women		Child		Category (Animal)	Name (animal/ machine)	Own hours	Hired		
						Men	Women	Child	Men	Women	Child	Work hours	Payment (Rs.)	Work hours	Payment (Rs.)	Work hours	Payment (Rs.)				Hours	Payment (Rs.)	
1	2	3	4	5	6	7	8	9	10	11	12	13	14	15	16	17	18	19	20	21	22	23	

- | | | |
|---|---------------------------|---------------------------|
| Item Category | | Power used |
| Machinery | Duster | Boring |
| Implements | Electric motor | Buffalo |
| Irrigation Items | Fishing nets | Camels |
| Tools | Generator for electricity | Cattle |
| | Harrow | Compressor |
| Machine/structure being maintained | Harvestor combine | Donkeys/Asses |
| All tools | Harvestor/Reeper | Electric motor |
| Animal cart | Jeep | Generator for electricity |
| Animal drawn plough | Leveler/planer | Harvestor combine |
| Bed planter | Lift irrigation system | Horses/Mules |
| Bicycle | Mhot | Jeep |
| Boring | Motor cycle, scooter | Motor cycle, scooter |
| Chains | Mouldboard plough | Oil engine |
| Charas | Oil engine | Other machines |
| compressor | Other implemetns | Paddy transplanter |
| Cultivator | Other items/systems | Power cane crusher |
| Disc plough | Other machines | Power chaff cutter |
| Drip irrigation | Paddy transplanter | Power sprayer |
| | Persian wheel | power thresher |
| | Pikota | sugarcane harvester |
| | Pipes | Swing baskets |
| | Power cane crusher | Tanks/ponds |
| | Power chaff cutter | Thresher |
| | Power sprayer | Tiller |
| | power thresher | Tractor |
| | Power tiller | Trolley/wagon |
| | Powered cart/ Tempo | Truck |
| | Puddler | Tubewell |
| | Pumping set | Water channel |
| | Ridger | Weaving loom |
| | Rotavator | Well |
| | Seeder | Wheel run Chaff Cutter |
| | Sheller | Zero tillage machine |
| | Shrub master | |
| | Spinning wheel/cage wheel | |
| | Sprayer | |
| | Sprinkler/Trickle systme | |
| | submersion pump | |

- Animal Category**
- 1 Draught
 - 2 Breeding
 - 3 Milch
 - 4 Undetermined
 - 5 Multipurpose
 - 6 All Other animals / poultry

MACHINE & IMPLEMENTS UPKEEP INPUTS AND OUTPUTS (Collect daily record monthly)

Identification Code (ID No.)

Date (dd)	Week (w)	Month (mm)	Year (yyyy)	Item Category	Machine/ Implement/ tool name	Input (maintenance Expenses)					Output		
						Name	Quantity	Unit	Value (iRs.)	Source or payee	Hours hired out	Income (Rs.)	Destination
1	2	3	4	5	6	7	8	9	10	11	12	13	14

Machine/Implement/tools

All tools	Harvester/Reeper	power thresher	Tiller	Unit	Input	Destination
Animal cart	Jeep	Power tiller	Tractor	1 Hours	Diesel fuel	8 Others
Animal drawn plough	Leveler/plainer	Powered cart/ Tempo	Trolley/wagon	2 Kilogram	Mobil	9 Exchange with neighbour/friend
Bed planter	Lift irrigation system	Puddler	Truck	3 Quintal	Lubricants	11 Used by government
Bicycle	Mhot	Pumping set	Tubewell	4 Grams	Lectricity	12 Used by landlord
Boring	Motor cycle, scooter	Ridger	Water channel	5 Litre	Other fuel	13 Hired by neighbour/friend
Chains	Mouldboard plough	Rotavator	Weaving loom	6 cc/ml.	Minor repairs/maintenance	14 Employee
Charas	Oil engine	Seeder	Well	7 Number	Service charges	
compressor	Other implemetns	Sheller	Wheel run Chaff Cutter	8 Hundred	Others (specify)	Source or payee
Cultivator	Other items/systems	Shrub master	Zero tillage machine	9 Thousand		1 Paid to Government
Disc plough	Other machines(specify)	Spinning wheel/cage wheel		10 Electricity unit		3 From storage
Drip irrigation	Paddy transplanter	Sprayer	Item Category			5 Purchased from market
Duster	Persian wheel	Sprinkler/Trickle systme	Machinery			7 Free from Government
Electric motor	Pikota	submersion pump	Implements			8 Others
Fishing nets	Pipes	sugarcane harvester	Irrigation			
Generator for electricity	Power cane crusher	Swing baskets	Tools			
Harrow	Power chaff cutter	Tanks/ponds				
Harvester combine	Power sprayer	Thresher				

GENERAL FARM ACTIVITY OPERATIONS AND PAYMENTS (Collect Daily, record monthly)

Identification Code (ID No.)

Date (dd)	Week (w)	Month (mm)	Year (yyyy)	Category of Activity	Activity Name	Work hours						Casual						Power				
						Family			Servant			Men		Women		Child		power Category (animal)	Name (machine/ animal)	Own hours	Hired hours	Payment (Rs.)
						Men	Women	Child	Men	Women	Child	Work hours	Payment (Rs.)	Work hours	Payment (Rs.)	Work hours	Payment (Rs.)					
1	2	3	4	5	6	7	8	9	10	11	12	13	14	15	16	17	18	19	20	21	22	23

Category of activity	CAPITAL FORMATION/IMPROVEMENT	Power used
59 Capital formation	Land	Animal Power
58 General Farm activity	farm buildings (non-cattle)	Asses
	Farm buildings (cattle)	Buffalo
ACTIVITY	Other	Camels
GENERAL	Irrigation	Cattle
Acquisition of inputs	Major	Donkeys
Arranging for labour		Horses
Supervision	Power Category(Animal)	Mules
Temporary fencing	1 Draught	Yaks
Other general farm	2 Breeding	
Off farm works	3 Milch	
Service & Business	4 Undermired	
Social & family	5 Multipurpose	
	6 All other animal/Poultry	
		Machine power
		Boring
		Compressor
		Electric motor
		Generator for electricity
		Harvestor combine
		Jeep
		Motor cycle, scooter
		Oil engine
		Other machines
		Paddy transplanter
		Power cane crusher
		Power chaff cutter
		Power sprayer
		power thresher
		Power tiller
		Powered cart/ Tempo
		Pumping set
		Submersion pump
		Sugarcane harvester
		Tractor
		Truck
		Tubewell

GENERAL FARM ACTIVITY PHYSICAL INPUTS AND OUTPUTS (Collect daily, record monthly)

Identification Code (ID No.)

Date	Week	Month	Year	Category of Activity	Activity Name	Input/ output type	Input/Output Name	Quantity	Unit	Value (Rs.)	Source or payee	Destination
(dd)	(w)	(mm)	(yyyy)	5	6	7	8	9	10	11	12	13

ACTIVITY CATEGORY	CAPITAL FORMATION/IMPROVEMENT	OUTPUT /INCOME	Unit	Source or payee
59 Capital formation	Land	1) Labour hired out	1 Hours	1 Paid to Government
58 General Farm activity	farm buildings (non-cattle)	HH member labour	2 Kilogram	2 From other activity
	Farm buildings (cattle)	Servant labour	3 Quintal	3 From storage
INPUT/OUTPUT TYPE	Other assets	Remitta	4 Grams	5 Purchased from market
1 Input	Irrigation structures	Service & business income	5 Litre	7 Free from Government
2 Output	Major repairs to machinery	Remittances	6 CC/ML	8 Others
3 Other		2) Rent received	7 Number	11 From other component
	INPUTS AND PAYMENTS	Cash/ki	8 Hundred	
GENERAL FARM ACTIVITY	Electricity		9 Thousand	Destination
Acquisition of inputs	Fuel		10 Electricity unit	1 Paid to Government
Arranging for labour	Transport fees			3 To other activity
Supervision	Others			5 Own consumption
Temporary fencing				10 Sold
Service & Business				16 To this household
Off Farm Works				8 Others
Social & family				
Other general farm				

FIELD MAN ACCOUNT



सत्यमेव जयते

COST OF CULTIVATION AND PRODUCTION Farm Analysis Package (FARMAP 2.0)

Directorate of Economics & Statistics

Department of Agriculture, Cooperation & Farmers Welfare,
Ministry of Agriculture and Farmers Welfare, Government of India



Farm Analysis

[HOME](#) [ABOUT](#) [CONTACT](#) [RECORD TYPES](#) [MANUALS](#) [LOGOUT](#)



Logged in by H.M.Pandya, Fieldman

Record Type

- RT11 - Household Members
- RT12 - Attached Farm Servants
- RT13 - Land Inventory
- RT14 - Annual Crops Record
- RT15 - Perennial Crops Record
- RT16 - Animal Inventory
- RT17 - Building Inventory
- RT18 - Irrigation Inventory
- RT19 - Machine and Implement Inventory
- RT20 - Crop Operation Hours and Payment
- RT21 - Crop Inputs and Payment
- RT22 - Crop Outputs

Field Man



SUPERVISOR ACCOUNT



सत्यमेव जयते

COST OF CULTIVATION AND PRODUCTION Farm Analysis Package (FARMAP 2.0)

Directorate of Economics & Statistics

Department of Agriculture, Cooperation & Farmers Welfare,
Ministry of Agriculture and Farmers Welfare, Government of India



HOME ABOUT CONTACT MANUALS LOGOUT



Logged in by B P Pandya 02, Field Supervisor

MENU

Block Year: 2014-2017

Validation

Work Status

Change Password

Rts Status for Farmers

Feild Supervisor

Tehsil	Village	FieldMan	Farmer
Babra	Amarvalpar	Vijay C.Rathava 36	BhanubhaiParbatbhaiGajera
Babra	Amarvalpar	Vijay C.Rathava 36	BhanubhaiParbatbhaiGajera
Babra	Amarvalpar	Vijay C.Rathava 36	BharatbhaiBhikhubhaiPopat
Babra	Amarvalpar	Vijay C.Rathava 36	BharatbhaiBhikhubhaiPopat
Babra	Amarvalpar	Vijay C.Rathava 36	ChhaganbhaiSavajibhaiNarola
Babra	Amarvalpar	Vijay C.Rathava 36	ChhaganbhaiSavajibhaiNarola
Babra	Amarvalpar	Vijay C.Rathava 36	DhirubhaimohanbhaiSorathiya
Babra	Amarvalpar	Vijay C.Rathava 36	DhirubhaimohanbhaiSorathiya
Babra	Amarvalpar	Vijay C.Rathava 36	LabhubhaiPopatbhaiTagdiya
Babra	Amarvalpar	Vijay C.Rathava 36	LabhubhaiPopatbhaiTagdiya
Babra	Amarvalpar	Vijay C.Rathava 36	MaganbhaiJayrambhaiTagdiya
Babra	Amarvalpar	Vijay C.Rathava 36	MaganbhaiJayrambhaiTagdiya
Babra	Amarvalpar	Vijay C.Rathava 36	ManjibhaiVithhalbhaiTagdiya
Babra	Amarvalpar	Vijay C.Rathava 36	ManjibhaiVithhalbhaiTagdiya
Babra	Amarvalpar	Vijay C.Rathava 36	ManubhaiLakhamanbhaiGajera
Babra	Amarvalpar	Vijay C.Rathava 36	ManubhaiLakhamanbhaiGajera
Babra	Amarvalpar	Vijay C.Rathava 36	RameshbhaiMohanbhaiGajera
Babra	Amarvalpar	Vijay C.Rathava 36	RameshbhaiMohanbhaiGajera

FIELD OFFICER ACCOUNT



सत्यमेव जयते

COST OF CULTIVATION AND PRODUCTION Farm Analysis Package (FARMAP 2.0)

Directorate of Economics & Statistics

Department of Agriculture, Cooperation & Farmers Welfare,
Ministry of Agriculture and Farmers Welfare, Government of India



Farm Analysis

[HOME](#) [ABOUT](#) [CONTACT](#) [MANUALS](#) [LOGOUT](#)



Logged in by **FieldOfficer-GJ**

MENU

Block Year: 2014-2017

- State Data
- Zone Weights
- Tehsil Weights
- Cultivator Weights
- Monthly Fertilizer Price
- Farmer Management
- Master Tehsil & Village
- Sample Tehsil & Village
- Rts Status Zonewise for Farmers
- Work Status
- Validation

Feild Officer

Field Supervisor	Fieldman	Tehsil	Village	Farmer
+ R I Patel 01	Machhi S.C.04	Songadh	Mandal	
+ B P Pandya 02	Patel JJ 07	Tarapur	Khanpur	
+ H.U.Padhiyar 03	Patel N.P 06	Shehera	Vadi	
+ Hitesh P Makwana 04	P.D.Velari 14	Sanand	Kunvar	


RECORD TYPE COLUMN

Record Type

 RT11 - Household Members


 RT12 - Attached Farm Servants

 RT13 - Land Inventory

 RT14 - Annual Crops Record

 RT15 - Perennial Crops Record

 RT16 - Animal Inventory

 RT17 - Building Inventory


 RT18 - Irrigation Inventory

 RT19 - Machine and Implement Inventory

 RT20 - Crop Operation Hours and Payment

 RT21 - Crop Inputs and Payment


 RT22 - Crop Outputs


 RT23 - Crop Transport and Marketing


 RT24 - Crop Marketing Cost and Sale Price


 RT25 - Animal Upkeep Operation


 RT26 - Animal Upkeep Input Output


 RT27 - Machine & Structure Operation


 RT28 - Machine & Structure Input Output

 RT29 - Credit Outstanding

 RT30 - Receipts & Disposals

 RT31 - General Farm Activity Operation

 RT32 - General Farm Activity Input Output

 Change Password